




Mortice Locks

MS2 - Deadlatch Mortice Lock

Kaba mortice locks are constructed from heavy duty materials including stainless steel case, face plate, strike and latchbolts. The MS2 primary mortice lock is available with a full range of functions including privacy, passage, vestibule, escape, anti-lockout, etc. Typical applications include commercial, health, institutional and defense projects.




Features & Benefits

- Heavy duty construction with Stainless Steel case, face plate, strike and latchbolt
- Deadlatching and kick-off is standard on all functions
- SCEC approval for Intruder Resistance
- Exceeds Australian Lock Standards S3 for Security and D3 for Durability
- Fire rated as per Australian Standard AS1905 Part 1 -1997, Fire Resistant Doorsets - 2 hour
- Most functions are non-handed or field changeable/reversible
- Supplied complete with all fixings suit door thickness from 32mm-50mm
- Fabricator kit available to suit aluminium doors
- Universal strike plate as standard with extended strikes also available
- Accepts standard Australian oval cylinders
- Can be supplied with high security Kaba master keying systems Kaba experT or pExtra
- Rebate kit available to suit standard 13mm rebate-part #MA840
- Compatible with most electric strikes
- Standard 60mm backset
- Standard door mortice of 120mm x 87mm x 20mm as for other Australian mortice locks
- Accepts tie bolt rose furniture 38-41mm fixing centres
- Accepts 7.6mm or 8mm furniture spindle
- Satin Chrome Plated, Chrome Plated or Polished Brass/PVD finish options


MS5 - Deadbolt Mortice Lock

- Heavy-duty range
- Stainless steel construction
- S3-D3 rated
- 20mm bolt throw




MS6 - Sliding door

- Heavy-duty range
- Stainless steel construction
- S3-D3 rated
- 20mm bolt throw



MS7 - Extended Backset Mortice Lock

MS7 Primary Mortice Lock. Full range of functions including privacy, passage, vestibule, escape, anti-lockout etc. Typical applications - commercial, health, institutional and defense projects requiring 95mm backset.



Features & Benefits

- Heavy duty construction with Stainless Steel case, face plate, strike and latchbolt
- Extended 95mm backset
- Deadlatching and kick-off is standard on all functions
- Most functions are non-handed or field changeable/reversible
- Supplied complete with all fixings suit door thickness from 32mm-50mm
- Fabricator kit available to suit aluminium doors
- Universal strike plate as standard with extended strikes also available
- Accepts standard Australian oval cylinders
- Can be supplied with high security Kaba master keying systems Kaba expert or pExtra
- Rebate kit available to suit standard 13mm rebate-part #MA840
- Exceeds Australian Lock Standards S3 for Security and D3 for Durability
- Fire rated as per Australian Standard AS1905 Part 1 -1997, Fire Resistant Doorsets - 2 hour
- Compatible with most electric strikes
- Standard door mortice of 120mm x 87mm x 20mm as for other Australian mortice locks
- Accepts tie bolt rose furniture 38-41mm fixing centres
- Accepts 7.6mm or 8mm furniture spindle
- Satin Chrome Plated, Chrome Plated or Polished Brass/PVD finish options

SBM Series - Short Backset Mortice Lock



Kaba's new Short Backset Mortice Lock is the ideal solution for new fit-outs or retrofits in place of existing short backset lock applications on aluminium frame doors. These include commercial high-traffic doors such as education facilities, hospitals, military, corrective service facilities, hotels, clubs, office buildings and residential applications.

The multi-function lock is non-handed and one lock suits all functions with the convenience of an adjustable locking bar (independent to each side of the door) and multiple cam options. The lock has a zinc alloy case with stainless steel latch, faceplate and strike. Standard door thickness is 32 to 50mm and backset is 23mm. The SBM Series mortice lock is designed for use with contemporary narrow style mortice lock furniture.

Features and Benefits

- 23mm Backset
- Zinc Alloy Case
- Stainless Steel Faceplate and Strike
- 32mm to 50mm Standard Door Thickness
- Minimum Internal 39mm Aluminium Style

Applications

For the typical applications on aluminium frame doors fitted in areas such as commercial, health, institutes and defense projects. The SBM is designed to suit new fit-outs or retrofit in place of existing short backset locks.

950 Series - Short Backset Deadbolt

950 Series locks are non-handed and are suitable for narrow stile hinged or pivoted doors. The deadbolt is locked by either key or turn. Also suitable for sliding doors where lock can be mounted to door jamb and deadbolt engages strike mounted to face of door. Bolt available in 22mm or 37mm projection



Options

Function Options:

- 950 Lock Body 22mm bolt, incl: 2 Escutcheons and 2 Cams
- 950 Lock Body 37mm bolt, incl: 2 Escutcheons and 2 Cams
- 950 Lock Body 22mm bolt, incl: 2 Escutcheons, C4 Cyl & CF Turn
- 950 Lock Body 37mm bolt, incl: 2 Escutcheons, C4 Cyl & CF Turn
- 950 Lock Body 22mm bolt, incl: 2 Escutcheons and C4 Cylinders
- 950 Lock Body 37mm bolt, incl: 2 Escutcheons and C4 Cylinders

Finish: Satin Chrome Plate

951 Series - Short Backset (Sliding Door)

951 Series locks are non-handed and are suitable for narrow stile sliding doors. The positive action deadbolt is notched to engage and lock into a latching strike when the bolt is in the thrown position. The deadbolt is locked or unlocked by either key or turn.



Options

Function Options:

- 951 Lock Body and Strike, incl: 2 Escutcheons and 2 Cams
- 951 Lock Body and Strike, incl: 2 Escutcheons, C4 Cyl & CF Turn
- 951 Lock Body and Strike, incl: 2 Escutcheons and 2 C4 Cylinders

Finish: Satin Chrome Plate