



**KABA**<sup>®</sup>

# K Series Key in Knob

KCS - Kaba Commercial Series

# K Series Key in Knob

**Kaba Australia has been designing and developing Door furniture in Australia for over 30 years. In using this experience as well as consulting with various markets, Kaba Australia has developed the KCS branding for it's Kaba Commercial Series.**

The Commercial grade Key in Knob lockset supplied in Orbit knob design with a 75mm rose and 70mm backset as standard.


#### **Door Thickness**

K Series locks are suitable for doors 35mm minimum to 46mm maximum thickness.

#### **Keying**

Supplied in C4 6 Pin and suitable for Masterkey and Restricted Systems.

#### **Standard Features**

- Non-handed field reversible for left or right handed doors
- ANSI Grade 2
- Fire Rated 
- 52mm cylindrical chassis
- 54mm diameter round knob
- 75mm diameter rose
- 13mm stainless steel latchbolt
- Rebate kit available in 13mm
- Box packed



#### **Standard Finishes**

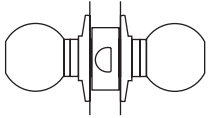
Satin Stainless Steel	SSS
Polished Stainless Steel	PSS

#### **Accessories available:**

- 60mm latch
- 95 or 127mm extension.

# K Series Functions

## K10 Passage



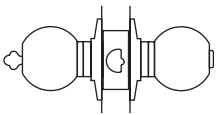
### Outside

Knob is always free.

### Inside

Knob is always free.

## K53 Entrance



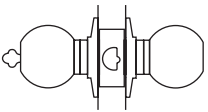
### Outside

Pushing button on inner knob locks outer knob. Turning key releases button leaving knob unlocked.

### Inside

Knob is always free.

## K70 Classroom



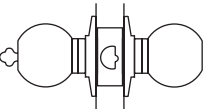
### Outside

Full turn with key in outer knob locks or unlocks outer knob only.

### Inside

Knob is always free for immediate exit.

## K80 Storeroom



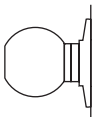
### Outside

Knob is always fixed. Key retracts latchbolt only.

### Inside

Knob is always free for immediate exit.

## K170 Dummy

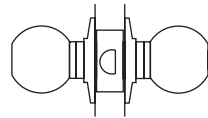


Single dummy trim for one side of door.

Pull only.

Concealed fix.

## K40 Privacy



### Outside

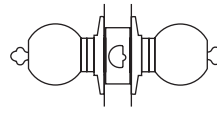
Opened by knob when unlocked.

Pushing button on inner knob locks the outer knob. Emergency key, screwdriver or similar tool will release knob in case of emergency. "Kick-off." is a standard feature.

### Inside

Knob is always free for immediate exit.

## K66 Communicating



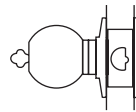
### Outside

Full turn with key locks or unlocks both knobs.

### Inside

Full turn with key locks or unlocks both knobs.

## K79 Communicating Half set



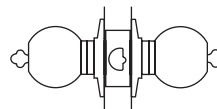
### Outside

Outer knob not fixed. Key retracts latchbolt only.

### Inside

Blank plate inside.

## K82 Institute

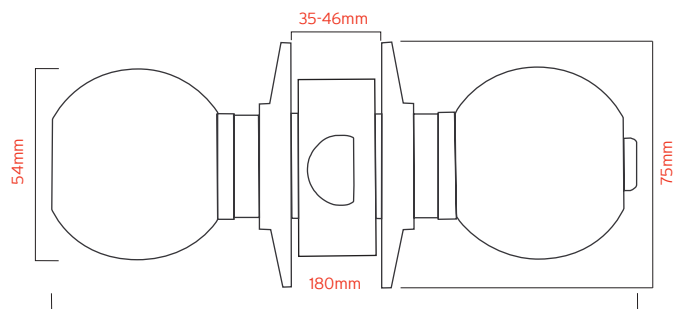


### Outside

Knob always fixed. Key retracts latchbolt only.

### Inside

Knob always fixed. Key retracts latchbolt only.





**KABA**<sup>®</sup>

# KL Series Key in Lever

KCS - Kaba Commercial Series

# KL Series

## Key in Lever

**Kaba Australia has been designing and developing Door furniture in Australia for over 30 years. In using this experience as well as consulting with various markets, Kaba Australia has developed the KCS branding for it's Kaba Commercial Series.**

The Commercial grade Key in Lever lockset is supplied with a 85mm rose and 70mm backset as standard.


### **Door Thickness**

KL Series locks are suitable for doors 35mm minimum to 54mm maximum thickness.

### **Keying**

Supplied in C4 6 Pin and suitable for Masterkey and Restricted Systems.

### **Standard Features**

- Non-handed field reversible for left or right handed doors
- ANSI Grade 2
- Fire Rated 
- 52mm cylindrical chassis
- 85mm diameter rose
- 13mm Stainless Steel latch bolt
- Heavy duty spring return
- Anti-twist stud fixing
- Rebate kit available in 13mm
- Box packed



### **Standard Finishes**

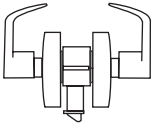
Satin Chrome Plate      SCP

### **Accessories available:**

60mm latch  
95 or 127mm extension.

# KL Series Functions

## K10 Passage



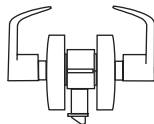
### Outside

Lever is always free.

### Inside

Lever is always free.

## K40 Privacy



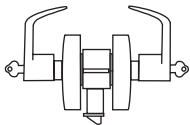
### Outside

Opened by lever when unlocked. Pushing button on inner knob locks the outer lever. Emergency key, screwdriver or similar tool will release lever in case of emergency. "Kick-off:" is a standard feature.

### Inside

Knob is always free for immediate exit.

## K66 Communicating



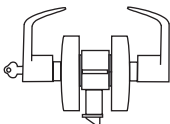
### Outside

Full turn with key locks or unlocks both levers.

### Inside

Full turn with key locks or unlocks both levers.

## K80 Storeroom



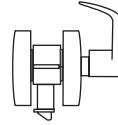
### Outside

Lever is always fixed. Key retracts latchbolt only.

### Inside

Lever is always free for immediate exit.

## K25 Exit Lock



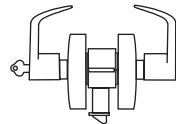
### Outside

Blank plate outside

### Inside

Inner lever is always free for immediate exit.

## K53 Entrance



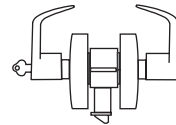
### Outside

Pushing button on inner knob locks outer knob. Turning key releases button leaving knob unlocked.

### Inside

Knob is always free.

## K70 Classroom



### Outside

Full turn with key in outer lever locks or unlocks outer lever only.

### Inside

Lever is always free for immediate exit..

